

PeopleSoft Campus Solutions 9.2 Update Image Overview

PeopleSoft Campus Solutions 9.2 Update Images 4-6

ORACLE WHITE PAPER | AUGUST 2017





Disclaimer

The following is intended to outline our general product direction. It is intended for information purposes only, and may not be incorporated into any contract. It is not a commitment to deliver any material, code, or functionality, and should not be relied upon in making purchasing decisions. The development, release, and timing of any features or functionality described for Oracle's products remains at the sole discretion of Oracle.



Contents

Disclaimer	2
Preface	5
Introduction	5
PeopleSoft Campus Solutions 9.2 Update Image 4	6
Functionality across Applications	6
Campus Community	7
Financial Aid	9
Recruiting and Admissions	12
Student Financials	12
Student Records and Academic Advising	14
PeopleSoft Campus Solutions 9.2 Update Image 5	18
Functionality across Applications	18
Campus Community	19
Financial Aid	21
Recruiting and Admissions	23
Student Financials	24
Student Records and Academic Advising	25
PeopleSoft Campus Solutions 9.2 Update Image 6	30
Campus Community	30
Financial Aid	33
Recruiting and Admissions	37
Student Financials	42





Preface

This document provides an overview of the new features and enhancements delivered in PeopleSoft Campus Solutions (CS) 9.2 Update Images 4 through 6.

You can find the additional information referenced for each feature by copying and pasting the topic name into the Search bar of the PeopleSoft Campus Solutions Online Help website. Also, see [Understanding the PeopleSoft Online Help and PeopleBooks](#) for ways to access product documentation. Information about all PeopleSoft products is found at www.peoplesoftinfo.com.

This document will be updated with new features and enhancements delivered in CS Update Images throughout 2017. Note that Update Images are cumulative and therefore, PeopleSoft CS 9.2 Update Image 6 will contain all fixes, regulatory updates and enhancements delivered since PeopleSoft CS 9.2 was made generally available in December 2015. See the PeopleSoft 9.2: Campus Solutions Update Image Documentation on My Oracle Support (Doc ID 2117001.2) for comprehensive documentation.

The information included in this document is intended to help you understand the business benefits of the additional capabilities Oracle developed in the delivered update images and to help you plan your information technology (IT) projects and investments.

Introduction


As part of its Applications Unlimited Program, Oracle continues to invest in PeopleSoft applications on an ongoing basis, including frequent delivery of new functionality on its 9.2 release. Customers can selectively adopt new features and enhancements using the PeopleSoft Update Manager.

In general, no additional software license fees are associated with Update Images and capabilities delivered. The main exception to this is when new applications are introduced. New applications can require a separate license.

PeopleSoft Update Images have no effect on Oracle support policies. A detailed listing of support periods for each PeopleSoft product family and release is included in the Lifetime Support Policy, which is available on Oracle.com (<http://www.oracle.com/us/support/lifetime-support/index.html>).

Oracle/PeopleSoft continues to deliver new and enhanced functionality designed to help drive organizational effectiveness, provide decision support tools to facilitate intelligent business execution and offer customers more flexibility through the use of additional configuration options, integrations, and new tools capabilities.

Campus Solutions 9.2 represents a significant stage in the product's evolution. This release allows Campus Solutions to align with important strategic initiatives that PeopleSoft delivers and plans to deliver. Customers can take advantage of innovative lifecycle management tools provided by selective adoption and a number of other PeopleTools innovations including the PeopleSoft Fluid User Interface. PeopleSoft Campus Solutions plans to utilize this innovative technology to design and deliver navigation and transactions optimized for multiple device form factors.



Campus Solutions also delivers regulatory updates, enhancements, and support development to customers in CS 9.2 Update Image 6.

This document describes functionality that has been delivered in the following areas:

- Functionality across Applications
- Campus Community
- Contributor Relations
- Financial Aid
- Recruiting and Admissions
- Student Financials
- Student Records and Academic Advising

PeopleSoft Campus Solutions 9.2 Update Image 4

Campus Solutions 9.2 Image 4 delivered these features and enhancements.

Functionality across Applications

This section describes delivered new functionality or enhancements that apply to more than one application.

PeopleSoft Fluid User Interface

Designed as a significant improvement over the PeopleSoft Classic User Interface, the PeopleSoft Fluid User Interface provides a modern, responsive update to the Campus Solutions Self Service Student Center. PeopleSoft application Fluid pages scale from large screen devices to the reduced viewing space of hand-held devices. A user can interact with Fluid pages using a conventional mouse and keyboard or a touch interface. These new pages are device-independent and operate on certified device browsers. The Campus Solutions 9.2 Fluid user experience is consistent, accessible, and intuitive. It introduces features to the application user experience such as Homepages, Tiles and Navigation Bar.

PeopleSoft Fluid User Interface is fully operable on PeopleTools version 8.55. We plan to deliver the Fluid user experience for high-value, role-based users on an ongoing basis with PeopleSoft Campus Solutions Update Images, for selection and implementation with the PeopleSoft Update Manager.

For detailed information, see *Setting Up and Using PeopleSoft Fluid User Interface Home Pages (PeopleSoft Campus Solutions 9.2: Application Fundamentals)*.

Campus Community

This section describes delivered new functionality or enhancements that apply to Campus Community.

Campus Community Activity Guide Instance Maintenance

With the increasingly popular use of Activity Guides in Campus Solutions, their maintenance becomes an important consideration. New administrative processes allow an administrator to update or delete Activity Guide instances using Population Selection and PS Query to identify instances based on Institution, Template ID, Existing Status, and Context Data values. You can run the processes on individual instances or batches from the Task Management Work Center. You can assign updated statuses for the selected instances—*In Progress (IP)*, *Cancelled (CA)* or *Completed (CP)*, along with new Due Dates. Incomplete or *Cancelled* Activity Guide instances can be deleted using the Delete Tasks process.

The screenshot displays the 'Update Tasks' interface. At the top, it shows 'Run Control ID: NG' and navigation buttons for 'Report Manager', 'Process Monitor', and a 'Run' button. Below this, there are search criteria: '*Academic Institution' (PSUNV), 'PeopleSoft University', '*Template ID' (SCC_TM_FLD), and '*Existing Status' (In Progress). A 'Context Data' section includes input fields for Career, Career Number, and Term. The 'Population Selection' section is active, showing 'Selection Tool' as 'PS Query' and 'Query Name' as 'SCC_TM_BAT_UPD'. There are links for 'Edit Prompts', 'Launch Query Manager', and 'Preview Selection Results'. The 'Student Override' section has an unchecked 'Student Override' checkbox. The 'Update Options' section shows 'New Status' set to 'Cancelled' and a 'Due Date' field with a 'BY' button.


The View Agreements page has been updated to also display those student agreements where the related Activity Guide instance has been deleted either through the Manage Instances page or by the Delete Tasks process. The Acceptance Status and Comment fields can still be updated for agreements associated with deleted instances.

For information, see Working with Student Activity Guides (PeopleSoft Campus Solutions 9.2: Campus Community).

Campus Community Regulatory Updates

Unique Student Identifier Regulatory Changes 2016 (Australia)

The Unique Student Identifier (USI) is an Australian government regulatory requirement introduced for 2015. The USI Agency has since updated the Technical Services Contract (TCS) to




version 2. Updates to the delivered USI solution implement the new Technical Services Contract Version 2.0 with the following changes:

- Version 2.0 of the service at a new endpoint
- Removal of PreferredMethod (contact) references
- NonDvsDocumentTypeId is now mandatory when not specifying a DVS document (if DVS override is available)
- New WSDL for Version 2.0 of the service
- Changed Namespaces and SOAP actions
- New rule for TownCityOfBirth (when country of birth is Australia)

Student and Exchange Visitor Information System (SEVIS) - Optional Practical Training Employment and SEVIS 6.31 Release Updates

- Employer Authorizations component is updated to allow multiple employers to be defined for each Optional Practical Training (OPT) employment record. A child record (SEV_MST_EMD) is added to handle multiple employers for each OPT employment record. Conditions have been added to the validation of Extension Employer.
 - For CPT/OPT Employment Types, the Employer Address link has been removed and replaced with Employer Details region. The Employer Details region has similar fields to the existing SEVIS Employer Address page with new fields. These fields hold additional values that can be reported for each employer associated with an OPT employment record.
- Cancel Employment events do not appear in Alerts when the Request Status is *Approved*.
- The SEVIS Master page is updated with a new Employer Details region to display the new employer details master records that are created for OPT events.
- Registration is updated to include foreign phone numbers for the 6.31 release.
- The SEVIS alerts process is updated to add the new OPT Employer Add and Edit events. An alerts history record is added for OPT Employer Details.
- Existing logic to trigger the OPT Employment – Edit event is updated to reflect the changes in the schema: changes to employer details, dates and completion type can no longer be reported in an Edit event. The event is only triggered for changes of Employment Code or Academic Year Met.
- The XML generation process for F/M is updated for:
 - OPTEmployment – Add
Records in the new SEV_REV_EMD alerts records are considered; separate Employer elements for each record are created.
 - OPTEmployment – Edit
Employer Details and Dates are removed.

- 
- OPTEmployer – Add/Edit
The XML is generated from the SEV_REV_EMP and SEV_REV_EMD alerts records. Separate Request IDs are submitted for each OPT Employer – Add event even if they relate to the same Employment segment.
 - OPTEmployment – Extend
The XML is generated from the SEV_REV_EMP and SEV_REV_EMD alerts records.
 - In mapping SEVIS event types, new events are added for the 01/01/2015 effective dated record: OPTEmployer – Add, OPTEmployer – Edit

For more information, see:

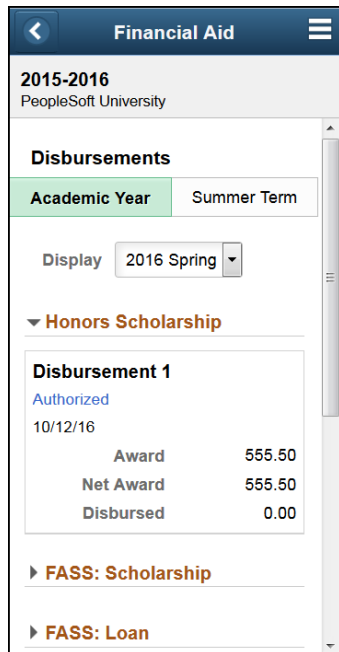
- (USA) Setting Up PeopleSoft SEVIS Solution Visa Processing for J and FM Visas (PeopleSoft Campus Solutions 9.2: Campus Community)
- (USA) Managing PeopleSoft SEVIS Solution Visa Processing for J and FM Visas (PeopleSoft Campus Solutions 9.2: Campus Community)

Financial Aid

This section describes delivered new functionality or enhancements that apply to Financial Aid.

Fluid Financial Aid Disbursements

Accessing, viewing, and managing Financial Aid information are important activities for students and their families. New delivered pages in FA Fluid Self Service support the display of Disbursement related information in a variety of different formats including by Aid Year, Award Period and Term. Updates to other existing pages with disbursement information ensures that the information is readily available to the user from mobile devices. In this example, the disbursement of an award has been authorized.



For information, see:

- Setting Up Financial Aid Self-Service (PeopleSoft Campus Solutions 9.2: Self Service)
- Using Financial Aid Self Service (PeopleSoft Campus Solutions 9.2: Self Service).

For a high-level overview of the Fluid features offered in this release, see the [Campus Solutions 9.2 Fluid UI PUM Image 4 Video Feature Overview](#).

Enhancements for Financial Aid Tables

The ability to select and update values for multiple records processing is critical for efficiency and accuracy in most Financial Aid operations.

The following records have been added or enhanced and can be updated using the Population Update process:

- Student Aggregate Life (STDNT_AGGR_LIFE)
- Loan Origination (LOAN_ORIGNATN)
- Fiscal Item Type Table (ITEM_TYPE_FISCL)
- Fiscal Item Type Comments (ITEM_TYPE_FNOTE)
- Official Residency Data (RESIDENCY_OFF)
- Loan Counseling Information (SFA_LN_CNLSL_TBL)
- Student Award Period (STDNT_AWRD_PER)

For information, see Using the Population Selection Process (PeopleSoft Campus Solutions 9.2: Campus Community)



Population Selection for Pell Payment and Direct Loan Origination Processing

The following processes now include Population Selection as a selection criteria:

- Pell Payment Origination
- Direct Loan Origination

For information, see:

- Using the Population Selection Process (PeopleSoft Campus Solutions 9.2: Campus Community)
- Processing Pell Payments (PeopleSoft Campus Solutions 9.2: Financial Aid)
- Processing Direct Loans (PeopleSoft Campus Solutions 9.2: Financial Aid)

Financial Aid Components Moved to Financial Aid History

The following Financial Aid components have been moved to the Financial Aid History component:

- 2014-2015 ISIR
- 2014-2015 INAS
- 2014-2015 Verification

For information, see Assessing Eligibility for Financial Aid (PeopleSoft Campus Solutions 9.2: Financial Aid).

Financial Aid 2017-2018 Shopping Sheet Updates

The 2017-2018 Financial Aid Shopping Sheet introduces a new Institutional Metric to provide information regarding Repayment Rate, which replaces the Loan Default Rate metric. In addition, a new valid value for Graduation Rate was introduced and minor changes to definitions in the Glossary.

For information, see Notifying Students of Financial Awards (PeopleSoft Campus Solutions 9.2: Financial Aid).

Updates to ISIR Load Components in Financial Aid History

The following changes have been made to ISIR Load components in Financial Aid History:

- Added View ISIR Inbound Data (beginning with the 2014–2015 Aid Year).
- Added ISIR Suspense (beginning with the 2014–2015 Aid Year).
- Renamed ISIR History (old) to ISIR Correction (new).

For information, see Assessing Eligibility for Financial Aid (PeopleSoft Campus Solutions 9.2: Financial Aid).



Recruiting and Admissions

This section describes delivered new functionality or enhancements that apply to Recruiting and Admissions.

Victoria Tertiary Admissions Centre (VTAC) Regulatory Updates (Australia)

VTAC regulatory updates for Admission Year 2016–2017 include a new column Scholarship application (via VTAC). The scholarship application information appears in both the TAC Suspend and TAC Candidate Data components of the VIC Data page.

For information, see (AUS) Managing Tertiary Admissions Centre Data Loads (PeopleSoft Campus Solutions 9.2: Recruiting and Admissions).

Studielink - Selection and Placement Process Updates (Netherlands)

Updates to the Studieline Selection and Placement process include:

- New buttons to select or deselect all participants while sending Placement Rankings in bulk.
- Ability to query by EMPLID if using population selection to select students for the Selection and Placement process.

For information, see (NLD) Managing Studieline_9.2 (My Oracle Support (Doc ID 2052493.1)).

Student Financials

This section describes delivered new functionality or enhancements that apply to Student Financials.

Higher Education Contribution Scheme (HECS)-HELP Updates 2017 (Australia)

Starting 1 January 2017, the Australian government included options to defer payment (Student Status Code 201) or pay up-front (Student Status Code 204) for HECS-HELP and removed the discount of 10 % for eligible students who pay their student contributions up-front and the voluntary HELP repayment bonus of 5%.

HECS HELP | FEE HELP | OS HELP | SA-HELP | **Status Change Rule**

SetID PSANZ

Change Rules Find | View All | First 1 of 1 Last

Effective Date 01/01/2005 Status Active

Deferral Status w/o Payment Personalize | Find | View All | First 1-3 of 3 Last

	*Status From	Description	*Status To	Description		
1	111	HECS-HELP Paid w/disc. pre2005	110	HECS-HELP Deferred pre2005	+	-
2	202	HECS Up-Front Discount	201	HECS-HELP Deferred	+	-
3	204	HECS-HELP Up Front	201	HECS-HELP Deferred	+	-

Deferral Status with Payment Personalize | Find | View All | First 1-5 of 15 Last

	*Status From	Description	*Status To	Description		
1	110	HECS-HELP Deferred pre2005	111	HECS-HELP Paid w/disc. pre2005	+	-
2	201	HECS-HELP Deferred	204	HECS-HELP Up Front	+	-
3	220	FEE-HELP pre2005 PELS	302	Domestic Tuition Fee	+	-
4	230	FEE-HELP Deferred Tuition	302	Domestic Tuition Fee	+	-
5	231	FEE-HELP Employer Reserved	303	Tuition - Employer Reserved	+	-

Updates include:

- Change to the Loan Default- Status Change Rule page to allow Normal Liability Status codes as depicted above.
- A new checkbox on the Term Activate a Student - Loan Election page to indicate that a student is eligible to defer HECS.
- Modify Process HECS Reconciliation to:
 - Consider the new eligibility checkbox when deferring.
 - Update the liability status for any class not paid in full to Deferred, if a student has nominated to pay up-front.
 - Update the liability status to Paid up-front for any class that has been paid in full, if a student has nominated to defer.

Commonwealth Higher Education Student Support Number (CHESSN) Legislated Changes 2017 (Australia)

Part of the 2017 Australian government legislated change on Higher Education Contribution Scheme (HECS) processing requires that a Commonwealth Higher Education Student Support Number (CHESSN) must be allocated for research students. This is new functionality. A new bind record on SCC_CHESSN_AUS allows update to the Consent field and assists with maintaining the Consent value for research students.

For information, see:

- (AUS) Managing CHESSN Data Storage (PeopleSoft Campus Solutions 9.2: Campus Community)

- Using the Population Selection Process (PeopleSoft Campus Solutions 9.2: Campus Community).

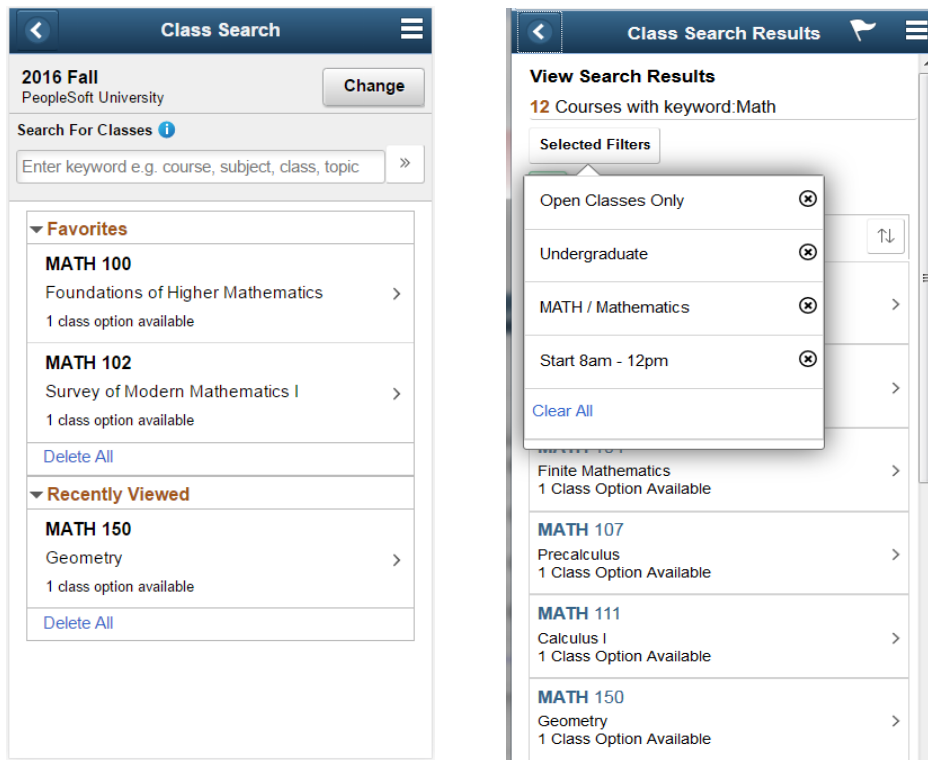
Student Records and Academic Advising

This section describes delivered new functionality or enhancements that apply to Student Records.

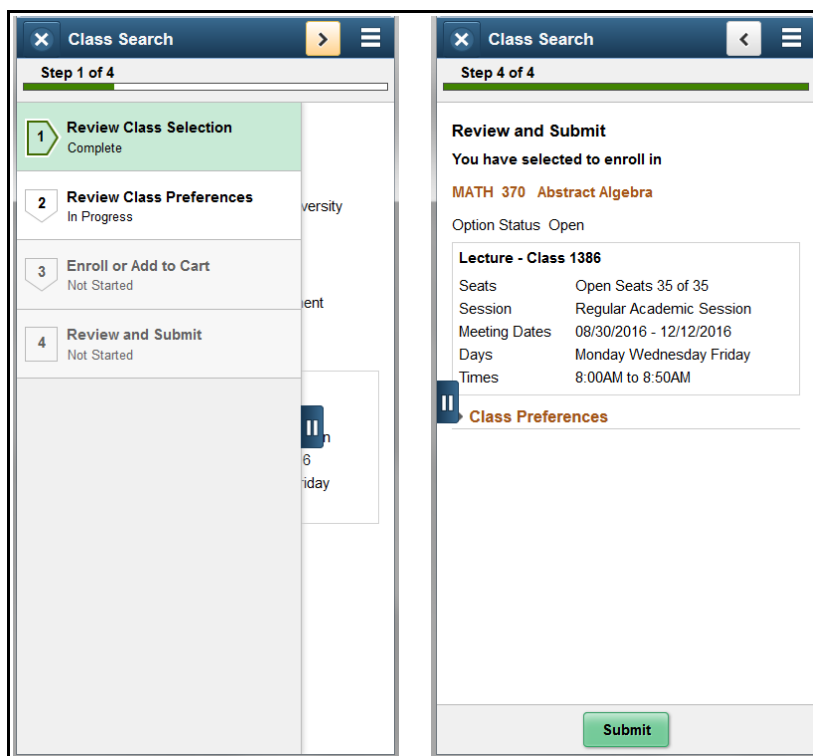
CS 9.2 Fluid Student Records-Enrollment


The ability to search for and enroll in classes using any device at any time has become the standard for the modern, comprehensive student information system. For CS 9.2 Self Service Enrollment using PeopleSoft Fluid User Interface, our focus is to provide students with critical enrollment transactions while using a smartphone, tablet, laptop, or desktop.

From the Student Homepage, students can select the Manage Classes tile to navigate to the Manage Classes landing page and access CS 9.2 Self Service Class Search and Enrollment functionality.



- Class Search:** In order to provide a more modern and intuitive class search across all devices, we used PeopleSoft Search Framework with the Elasticsearch engine to support the use of keywords, configurable filtering criteria, sorting, favorites (courses), and “recently viewed” features to allow students to easily identify a class for enrollment. Campus Solutions has provided comprehensive setup to configure and manage new delivered Class Search features. However, customers will need to deploy Elasticsearch and also configure the server that supports it when implementing.
- Enrollment:** Once courses have been identified in the search results, a student can navigate and view class section details and select the desired class and its components for enrollment. For multiple component classes, new logic has been delivered that displays all of their scheduled combinations making accurate selection easy for the user. After selecting the class, the student follows a delivered Enrollment Activity Guide designed to assist users as they complete the enrollment process. Students are given the option of adding the selected class to an academic shopping cart or to submit the class directly for enrollment.



- 
- When processing enrollments through PeopleSoft Fluid User Interface, Campus Solutions provides the following message sets that you can use to return applicable self-service messages:
 - Fluid Shopping Cart Enrollment (Message Set 14642)
 - Enrollment Engine Fluid - Class Search (Message Set 14643)

As in classic self-service, you can also modify these fluid-specific message sets to satisfy your institution's needs.

- **Maintain Shopping Cart:** If a student chooses to use it for selected classes, we provide a streamlined approach for the maintenance of the shopping cart including enrollment, dropping of classes, validation of classes, and the ability to update enrollment preferences such as adding a class to a waitlist or changing the grading basis.
- **View Class Schedule:** The class schedule is a read-only page that displays all of the classes (in a list or calendar view) the student has enrolled in, dropped or waitlisted. Students can review meeting or class details including instructor information. Students can also use native device email or phone features for contacting listed instructors.
- **Drop Classes:** This provides an easy and intuitive way for students to drop classes from their class schedule using a delivered Activity Guide, on any device.

For information, see:

- Setting Up Student Records Self Service (PeopleSoft Campus Solutions 9.2: Self Service)
- Setting Up Class Search for PeopleSoft Fluid User Interface (PeopleSoft Campus Solutions 9.2: Self Service)
- Using Self-Service Enrollment (PeopleSoft Campus Solutions 9.2: Self Service)
- PeopleTools Elasticsearch Home Page on My Oracle Support (Doc ID 2205540.2)

For a high-level overview of the Fluid features offered in this release, see the [Campus Solutions 9.2 Fluid UI PUM Image 4 Video Feature Overview](#).

Grades with Zero Weights in Activity Management

Calculating complex class academic activities and grades require efficiency and accuracy. With the introduction of this feature, users can now set the weighting multiplier of an activity to zero and also have the ability to exclude specific activities from the primary result calculation of the course. This supports the use case where an activity must be taken and even assessed but is not included in the overall result calculation.

For information, see:

- Setting Up Activity Management (PeopleSoft Campus Solutions 9.2: Student Records)
- Managing Activities (PeopleSoft Campus Solutions 9.2: Student Records).

Accounting for Different Results Scales in Activity Management

Calculating complex class academic activities require efficiency and accuracy. This feature incorporates the use of different result scale activities into the primary result calculation. If a child activity has a different result scale to the parent, a conversion routine is run during the primary result calculation to convert the marks of the child item to the parent based on the two result scales. This now allows institutions to fully utilize different results for specific items in the course root structure, and to undertake the appropriate calculation.

For information, see:

- Setting Up Activity Management (PeopleSoft Campus Solutions 9.2: Student Records)
- Calculating overall course results using multiple result scales (My Oracle Support Doc ID 1400723.1)

Common Attribute Framework Updates

The Common Attribute Framework (CAF) is an innovative feature that allows customer implementation teams to easily add fields to existing tables via configuration rather than modification. The following tables are now CAF-enabled:

- Academic Program (ACAD_PROG_TBL)
- Academic Plan Table (ACAD_PLAN_TBL)
- Academic Subplan Table (ACAD_SUBPLN_TBL)


For information, see Using the Population Selection Process (PeopleSoft Campus Solutions 9.2: Campus Community).

Higher Education Statistics Agency (HESA) Updates, United Kingdom

Updates to HESA reporting for the Student Return 2016/17 include changes to seed data, data capture page changes, Application package code changes, XML generation code changes for the student and ITT HESA returns.

Delivered updates include fields that allow for new or removed codes and also a number of new and removed codes for existing fields:

- Course.REGBODY is updated to allow two values to be returned
- EntryProfile.RELIGION is expanded to two values to handle revised codes
- Apprenticeship standards contains new entities and fields
- New ITT fields: Instance.ENTRYRTE (also added to the ITT return), Instance.ITTAIM (as per existing ITT return field)
- New Placement entity for ITT students where ENTRYRTE = 01 (Provider-led):
 - Placement School (PLMNTSCH)
 - Number of days spent in placement school (PLMNTDYS)
 - Up to 5 entities can be returned
- New key in Research Data region: Collaborating Provider



For information, see:

- (GBR) Managing HESA Returns (PeopleSoft Campus Solutions 9.2: Student Records)
- (GBR) HESA Field Derivation (PeopleSoft Campus Solutions 9.2: Student Records)

PeopleSoft Campus Solutions 9.2 Update Image 5

Campus Solutions 9.2 Image 5 delivered these features and enhancements.

Functionality across Applications

This section describes delivered new functionality or enhancements that apply to more than one application.

CS 9.2 Page Display and Stylesheet Updates

With the upgrade to CS 9.2, we adopted a new stylesheet for our classic pages. This style sheet is standard across PeopleSoft applications, accommodating language translations and accessibility, and will make upgrading to new PeopleTools versions more efficient.

However, because of the scale of the stylesheet updates, there have been display issues encountered by users. Campus Solutions intends to continue to address these issues as necessary in PUM Images.

The following issues were addressed in PUM Image 5:

- The View All on the Customer Account page does not render correctly
- Overlapping buttons on the Unique Student Identifier Page (Australia)
- Adjusted overlapping 3C and Service Indicator icons in Cashiering
- Alignment issue on Workload Copy/Update Process page
- View All on Course Catalog pages causes field label shift
- External Education pages height and width readjustment
- OEE Start Date text readjustment in enrollment requirement roster
- Phone field label displays twice in the Event Management Meeting page
- Correct Advisor Number display in Instructor/Advisor page
- Grade Roster page display
- Overlapping fields on Grade Roster
- Overlapping 3C and Service Indicator icons on Packaging Pages
- Adjustment to View button on Payment Plan run control page
- Adjustment to Tab names on the Relationship Page
- Add/update Person HESA (UK) tab layout adjustment

- Alignment issue for the Online Application page (SAD_OLA_View)
- Overlapping fields on Student Services Center page
- Correct wrapping of messages – Self Service Account Summary page
- Correct text case in Self Service Page tabs
- Missing Student name and headings in the Account Activity page
- Apostrophes in portal registry descriptions
- Alignment on FERPA (US) Restrictions page
- Alignment and label issues on Add/Edit Address page

Campus Community

This section describes delivered new functionality or enhancements that apply to Campus Community.


CS 9.2 Fluid Campus Community-Profile Enhancements

Enhancements to the Campus Community Fluid Profile assist institutions in the United States of America (USA) in meeting regulatory requirements regarding Ethnicity information and Privacy Restrictions.

If configured, students can access and update their personal information including their ethnicity information from any device, and set privacy restrictions and exceptions on their personal data.



Administrators can set up the Functional Area- Profile for the Ethnicity and Privacy Restrictions tabs to appear on the Fluid interface. Messages to be displayed in the Information icons can be set up through the Maintain Text Catalog page.



For information, see:

- Setting Up Biographical Information (PeopleSoft Campus Solutions 9.2: Campus Community)
- Setting Up FERPA Privacy Control (PeopleSoft Campus Solutions 9.2: Campus Community)
- Using Self-Service Campus Personal Information (PeopleSoft Campus Solutions 9.2: Self Service).

For a high-level overview of the Fluid features offered in this release, see the [Campus Solutions 9.2 Fluid UI PUM Image 5 Video Feature Overview](#).

PeopleTools Changes to Distributed User Profile Functionality

PeopleTools introduces changes in the Distributed User Profile functionality effective with release 8.54.26. These changes impact New User Registration security objects. This PeopleTools release mandates:

1. The use of new Component Interfaces (CIs):
 - USERPROFDIST_ADD_CI
 - USERPROFDIST_UPD_CI
 - USERPROFDIST_ADM_CI
2. The use of Remote Security Administrator Role Grant Capability in order to provision roles to other users.


Campus Solutions customers who deploy New User Registration (NUR) are encouraged to assess their security setup for roles and permissions which interact with the NUR Gatekeeper and modify the Component Interfaces tab to include USERPROFDIST_ADD_CI and USERPROFDIST_UPD_CI.

Note: HCCPCSSA1210 - CS NUR Utilities is a delivered Permission List. You will also want to modify any Permission Lists created in your local system for this purpose.

Campus Solutions customers who deploy Create and Maintain User Profiles are encouraged to assess their security setup for and modify any user role which would allow access to Setup and Run the User Profile Management process and effectively assign other roles to user Profiles. Those role definitions must be updated to include Role Grant definitions.

Emergency Contact Phone Number Requirement

A phone number is required when an Emergency Contact Name is entered or is present in Emergency Contacts. This is a fundamental change in the Person Model which affects the way in which Emergency Contact data is managed for both HCM and Campus Solutions. If an Emergency Contact name is entered, an Emergency Contact Phone number must be entered in order to perform a Save.



For information, see:

- Emergency Contact Changes in Campus Solutions 9.0 and 9.2 (My Oracle Support Doc ID 2237610.1)
- Managing Biographical Information (PeopleSoft Campus Solutions 9.2: Campus Community)
- Using Self-Service Campus Personal Information (PeopleSoft Campus Solutions 9.2: Self Service).

Financial Aid

This section describes delivered new functionality or enhancements that apply to Financial Aid.

2017-2018 Aid Year Updates for PELL Common Origination and Disbursement (COD)

In Spring 2017, COD begins using a new version of the COD Common Record Extensible Markup Language (XML) Schema (4.0c). The new schema version adds several new tags to the disbursement block of the Pell Grant xml. COD validates the location and content of each tag. The schema related changes were earlier released in Patch 24301640 on February 28, 2017.

With the adoption of the new schema, there are user interface updates beginning with the 2018 Aid Year:

- Financial Aid, Pell Payment, Manage Pell Payment, Pell Origination, Org Detail Tab
The Enroll Stat (enrollment status) field is hidden. Enrollment status information is now available on the Pell Disbursement page.
- Financial Aid, Pell Payment, Manage Pell Payment, Pell Disbursement
The Pell Disbursement page is updated due to changes to the system to adopt Gainful Employment rules.
Effective with 2017-2018 Pell COD processing, the Department of Education (ED) will require schools to report various data elements concerning a student's program of enrollment. In order to qualify for Title IV aid, a student must be enrolled in an approved Gainful Employment (GE) program. It will be the institution's responsibility to report the source values based on attendance at their institution. Support for six new and two existing fields for GE reporting purposes have been introduced in the disbursement block for schema 4.0c.

New GE Reporting fields:

- <PublishedPgmLengthYears> Published Program Length Years
- <PublishedPgmLengthMonths> Published Program Length Months
- <PublishedPgmLengthWeeks> Published Program Length Weeks
- <WeeksProgramAcademicYear> Weeks in Program Academic Year
- <SpecialPrograms> Special Programs – Teacher Certification or Preparatory Classes

- <ProgramCredentialLevel> Program Credential Level
- <EnrollmentStatus> Enrollment Status
- <ProgramCIPCode> Program CIP Code
- Financial Aid, Pell Payment, Manage Pell Payment, Pell Disb/Career
The Other Information tab is hidden beginning with the 2018 Aid Year. The Disbursement Detail link previously accessed via Other Information is now accessed on the Pell Disbursement, Disbursement Detail page.
- Financial Aid, File Management, COD Full Participant, Generate Pell Data, Pell Outbound
An added Validate Only option is similar to what has been available for Direct Loan processing.

In addition to the COD Schema changes, the system now supports the import of the following Pell COD reports. A new topic, Importing Pell Grant Reports, has been added, starting with 2018 Aid Year:

- SFA_HDR_GRANT_IMPORT (SAS report header/trailer fixed length)
- PELL SAS IMPORT (SAS report comma delimited)
- SFA_HDR_OD_GRANT_IMPORT (SAS Disbursement on Demand report header/trailer fixed length)
- PELL SAS ON DEMAND IMPORT (SAS Disbursement on Demand report comma delimited)
- SFA_HDR_LE_GRANT_IMPORT (Pell Grant Lifetime Eligibility Used report header/trailer fixed length)
- PELL LE IMPORT (Pell Grant Lifetime Eligibility Used report comma delimited)

For information, see:


- Processing Pell Payments (PeopleSoft Campus Solutions 9.2: Financial Aid)
- Using Common Origination and Disbursement (PeopleSoft Campus Solutions 9.2: Financial Aid).

2017-2018 Aid Year Updates: Direct Lending Common Origination and Disbursement (COD)

In Spring 2017, COD begins using a new version of the COD Common Record Extensible Markup Language (XML) Schema (4.0c). The new schema version includes new tags, movement of existing tags and removal of unused tags. COD validates the location and content of each tag. The schema related changes were earlier released in Patch 24301640 on February 28, 2017.

With the adoption of the new schema, there are user interface updates beginning with the 2018 Aid Year:

- Financial Aid, Loans, Direct Lending Management, Manage Direct Loan Application, Application Financial, SULA Tab, SULA Disbursement fields Link.



SULA fields are consolidated on the SULA Disbursement Field Detail page. For Aid Years 2018 and later, overriding SULA values is now managed on the SULA Disbursement Field Detail page.

- Financial Aid, Loans, Direct Lending Management, Manage Direct Loan Application, Application Acknowledgement.

For Aid Years 2018 onwards, the SULA link is removed. Information is now accessed through the Application Financial page.

For Aid Years 2017 and earlier, SULA fields are populated both during Origination (Originated column) and when the Response file is inbounded (Acknowledged column). For Aid Years 2018 and later, because all SULA fields reside in Disbursement, they are populated when Origination and Disbursement values are transmitted (Transmitted column).

- Financial Aid, Loans, Direct Lending Management, Override Loan Application Data, PLUS Credit Override

The new PLUS Credit Override page overrides the PLUS Loan Credit Information fields.

- Financial Aid, Loans, Direct Lending Management, View Loan Processing Actions, Direct Loan Disbt Actions, SULA Tab

For Aid Years 2018 and later, all SULA fields reside in Disbursement. Clicking the new SULA Disbursement Fields link makes them viewable.

For information, see:

- Processing Direct Loans (PeopleSoft Campus Solutions 9.2: Financial Aid)
- Using Common Origination and Disbursement (PeopleSoft Campus Solutions 9.2: Financial Aid).

Recruiting and Admissions

This section describes delivered new functionality or enhancements that apply to Recruiting and Admissions.

Points-Based Immigration (UK) Updates

The Points-Based Immigration (PBI) functionality is updated to allow defaulting of course dates based on Admit Term and Cohort. The pages PBI Configuration, Academic Program PBI Data, Academic Plan PBI Data include a new field: Cohort Tag. This field allows different dates and fees to be defined for different cohorts within the same Admit Term. The value you set in this field is used by the CAS Details (Confirmation of Acceptance for Studies) component as well as the processes that are used to add new CAS records to evaluate the default dates and fees for an applicant or student.

The processing logic for creating new CAS Records is updated to consider the Cohort Tag (SSR_COHORT_ID) of the applicant or student to determine the default values to populate dates and fees.

For information, see (GBR) Managing PBI Data Exchange (PeopleSoft Campus Solutions 9.2: Recruiting and Admissions).

Student Financials

This section describes delivered new functionality or enhancements that apply to Student Financials.

CS 9.2 Fluid: Self Service Direct Deposit Enrollment

The Campus Solutions Fluid User Interface is designed to provide efficient and easy-to-use transactions for students. In Update Image 5, using the Fluid interface, students can enter their bank routing number and account number to enroll in Direct Deposit. The General Options and Business Units setup pages have been updated to support Direct Deposit Enrollment using Fluid.

The screenshot shows the 'Direct Deposit Details' form. It includes sections for 'Location and Currency' with dropdowns for 'Country' (United States) and 'Currency' (US Dollar). The 'Bank Account Details' section contains fields for 'Routing Number' (390489053), 'Wells Fargo Bank', 'Account Holder' (321x), and 'Account Number' (212X). There are radio buttons for 'Checking' (selected) and 'Savings'. A 'Confirm Account Number' field also shows 212X. At the bottom, there is an 'Agreement' section with a checkbox and a note: 'Bank Location is United States, Currency used is US Dollar'. 'Submit' and 'Cancel' buttons are at the bottom.

The screenshot shows the 'General Options' setup page. It includes tabs for 'General Options', 'Electronic Payments', and 'Business Units'. The 'Institution Set' is 'EPAYM' and the '*Description' is 'ePayment'. The '*Base Currency' is 'USD'. The 'Self Service Options' section has several checkboxes: 'Accept Self-Service Payments', 'Accept Miscellaneous Purchases', 'Allow Payment Plan Enrollment', 'Display 1098-T Self Service', 'Display Student Permissions', 'Grant Student Permissions', 'Tuition Calc Required', 'Days in future for 'due now' (35), 'Display Tuition Calc Message', 'Manage My Bank Accounts', 'Allow Use in Service', 'Maximum Payments in Service' (5), 'Allow Change in Country', and 'Direct Deposit Enrollment'. The 'Fluid Options' section has checkboxes for 'Direct Deposit Enrollment', 'Allow Change in Country', and 'Allow Revocation'. The 'Account Inquiry' section has checkboxes for 'Display Account Activity', 'Display Charges Due', 'Display Payment History', 'Display Due Date Detail', 'Allow payment drilldown', 'Display Charge Detail', 'Display Pending Payments', 'Display Invoice Due', 'Include Pending Payments', 'Display Pending Financial Aid', 'Include Fin Aid in Payments', and 'Include Pending Financial Aid'.

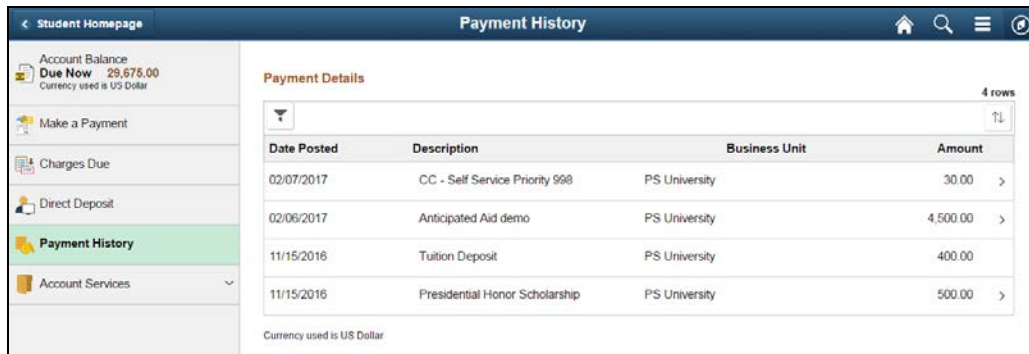
For information, see:

- Setting Up Student Financials Self Service (PeopleSoft Campus Solutions 9.2: Self Service)
- Using Student Financials Self Service (PeopleSoft Campus Solutions 9.2: Self Service)

For a high-level overview of the Fluid features offered in this release, see the [Campus Solutions 9.2 Fluid UI PUM Image 5 Video Feature Overview](#).

CS 9.2 Fluid: Self Service Payment History

Using their smartphone or desktop computer, students can use the Payment History page to review a history of payments, deposits, financial aid disbursements, or waivers. On desktop computers or laptops, some payment rows may display additional information as the responsive design for this page takes advantage of the larger form factor. When students click these rows, the Charges Paid page appears and lists the breakdown for that particular payment.



The screenshot shows the 'Payment History' page. On the left, there is a sidebar with navigation options: 'Account Balance Due Now 29,675.00', 'Make a Payment', 'Charges Due', 'Direct Deposit', 'Payment History' (highlighted), and 'Account Services'. The main content area is titled 'Payment Details' and contains a table with 4 rows. The table has columns for 'Date Posted', 'Description', 'Business Unit', and 'Amount'. Below the table, it states 'Currency used is US Dollar'.

Date Posted	Description	Business Unit	Amount
02/07/2017	CC - Self Service Priority 998	PS University	30.00
02/06/2017	Anticipated Aid demo	PS University	4,500.00
11/15/2016	Tuition Deposit	PS University	400.00
11/15/2016	Presidential Honor Scholarship	PS University	500.00

For information, see Using Student Financials Self Service (PeopleSoft Campus Solutions 9.2: Self Service).

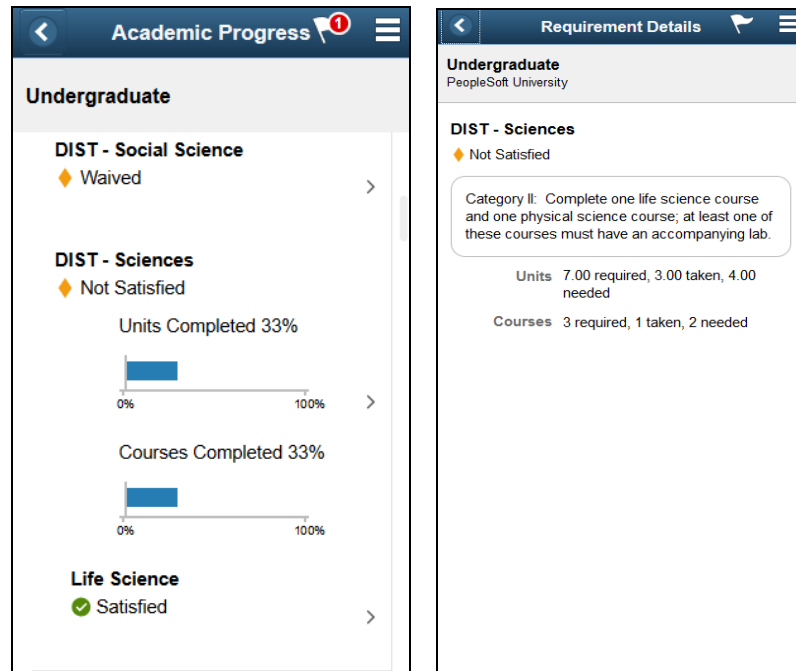
For a high-level overview of the Fluid features offered in this release, see the [Campus Solutions 9.2 Fluid UI PUM Image 5 Video Feature Overview](#).

Student Records and Academic Advising

This section describes delivered new functionality or enhancements that apply to Student Records and Academic Advising.

CS 9.2 Fluid: Self Service Academic Progress Updates

Timely and easily understandable academic progress information is critical to student success. The AA Fluid Self Service Academic Progress page provides information which can be selected or tapped to view requirement details and courses required or taken. Students will be able to access and use these features at any time, from any device.



For a high-level overview of the Fluid features offered in this release, see the [Campus Solutions 9.2 Fluid UI PUM Image 5 Video Feature Overview](#).

CS 9.2 Fluid- Update Classes in Class Schedule

Students can alter certain characteristics of their enrolled classes quickly and easily on any device. Update Classes enables students to edit their classes (where possible) within their class schedule. This Fluid feature is similar to the Edit Classes functionality delivered in classic self-service in Campus Solutions. It allows the student to change optional components or update class preferences for a specific class. The student is guided through the process by an activity guide.

The Meeting Schedule Option page has been updated to include setting options for Update Classes.

For information, see:

- Setting Up Student Records Self-Service, Setting Up Self-Service Features for Student Records, Displaying Meeting Schedules in Fluid User Interface (PeopleSoft Campus Solutions 9.2: Self Service)
- Using Self-Service Enrollment, Managing Classes Using PeopleSoft Fluid User Interface, Updating Classes (PeopleSoft Campus Solutions 9.2: Self Service)

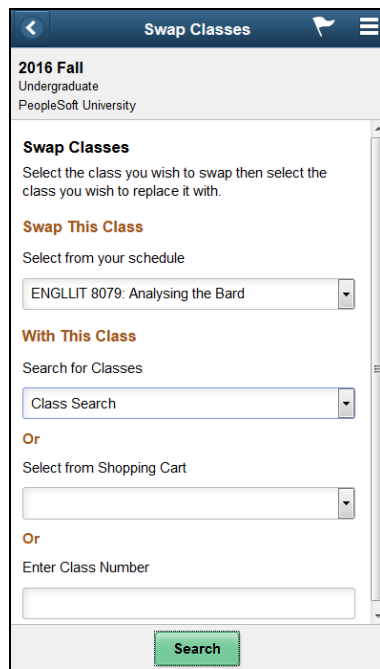
For a high-level overview of the Fluid features offered in this release, see the [Campus Solutions 9.2 Fluid UI PUM Image 5 Video Feature Overview](#).

CS 9.2 Fluid: Enrollment Swap Classes

Student Records – Fluid Enrollment introduces an efficient, mobile way for students to search for and enroll in classes. In order to allow better management of adding and dropping transactions, the Swap Classes action enables students to exchange an existing class in their own class schedules for another class using different sources to identify the class to be added. Once the course is identified, the student is taken through the delivered activity guide-driven enrollment process to complete the swap process.

The Meeting Schedule Option page has been updated to include setting options for Swap Classes.

As shown below, a student user on a smartphone has selected a class to replace and has three ways to find a replacement including Search for Classes.



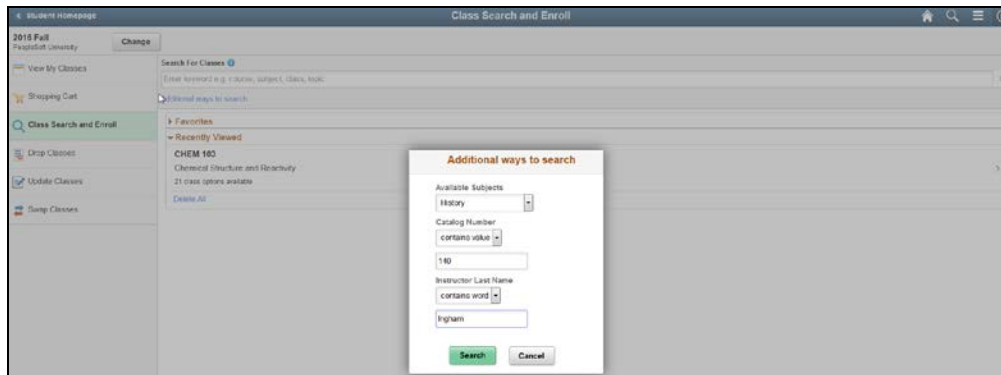
The screenshot shows a mobile application interface titled "Swap Classes". At the top, it indicates the user is an Undergraduate at PeopleSoft University for the 2016 Fall semester. The main section is titled "Swap Classes" and includes instructions: "Select the class you wish to swap then select the class you wish to replace it with." There are three options for finding a replacement class: 1. "Swap This Class" with a dropdown menu currently showing "ENGLLIT 8079: Analysing the Bard". 2. "With This Class" with a "Search for Classes" dropdown menu currently showing "Class Search". 3. "Or" followed by "Select from Shopping Cart" with an empty dropdown menu. Below that is another "Or" followed by "Enter Class Number" with an empty text input field. A green "Search" button is located at the bottom of the form.

For information, see [Setting Up Student Records Self-Service, Setting Up Self-Service Features for Student Records, Displaying Meeting Schedules in Fluid User Interface \(PeopleSoft Campus Solutions 9.2: Self Service\)](#).

For a high-level overview of the Fluid features offered in this release, see the [Campus Solutions 9.2 Fluid UI PUM Image 5 Video Feature Overview](#).

CS 9.2 Fluid- Advanced Class Search Enhancements

With the introduction of the PeopleSoft Search Framework – Elasticsearch for Class Search, students have a powerful and feature-rich search tool. Advanced Search has been renamed to **Additional ways to search**. As shown below, the Additional Ways to Search feature allows students to choose a course subject from a dropdown list, and enter a course catalog number and an instructor last name when searching for a class.



Note: Class Search Results are organized independently of Elasticsearch.

For information, see:

- Setting Up Student Records Self-Service (PeopleSoft Campus Solutions 9.2: Self Service)
- Using Self-Service Enrollment, Managing Classes Using PeopleSoft Fluid User Interface (PeopleSoft Campus Solutions 9.2: Self Service)

For a high-level overview of the Fluid features offered in this release, see the [Campus Solutions 9.2 Fluid UI PUM Image 5 Video Feature Overview](#).

CS HEIMS Student Data Reporting 2017 Legislated Changes (ANZ)

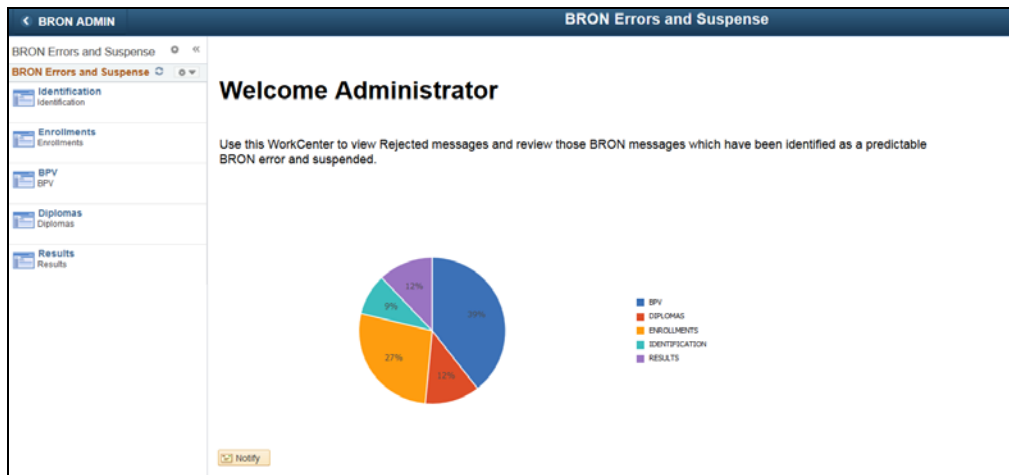
Effective from 1 January 2017, the liability status 204 replaces the 202 and 203 liability statuses in HECS-HELP. The new 204 liability status applies to students who are not eligible for HELP assistance (NZ citizens (non SCV)) and Permanent Residents as well as students who are eligible for HELP but choose not to take out a loan and pay their Student Contribution Amount up-front.

The HEIMS Student Data Reporting is updated to correctly report data related to the new Liability Status values for HECS Up-front and research students.

BRON Interface Using Web Services (Netherlands)

From January 2017, Professional Education (BO) institutions are required to exchange information with BRON concerning their enrollments, BPVs, diplomas and results through XML messaging instead of the older system of flat file processing. The current BRON process provides functionality across all sectors VAVO (VA), Education (ED) and Professional Education (BO). The new BRON-BO interface exchanges information with BRON using the PeopleSoft Integration Broker.

The new BRON-BO interface uses asynchronous and synchronous messages to exchange information between the Institution and the third party BRON system. Using the delivered BRON Errors and Suspense WorkCenter, an administrator can view messages for which processing has failed due to an error or suspense. The delivered Student Message Workcenter displays the current status of an individual student through the following message categories – Student Identification, Student Enrollment, Student BPV, Student Diploma, and Student Result.



BRON Regulatory Updates for Degree and Grade Results

Extending the benefits of the new BRON interface to the VAVO educational sector, the degree and grade results for VAVO exchanged with the Base Register Education (BRON) is compliant with regulatory requirements concerning Degree Honors Classification *Cum Laude* and altered regulations concerning exchange of specific grades.

BPV Expanded with SBB Identification and Verification Services

As part of skill and competence development and assessment at professional education institutions, students are required to complete a work placement or internship at an organization which is accredited as a work placement organization. The duration, conditions and content of that placement is stored as a contract in the NLD Internship Company application feature (Beroeps and Praktijkvorming - BPV). The accreditation of the internship company (External Organization) has been administered manually in the system (as a Regional extension to the External Organization table) by an administrator. In 2017, this process will be facilitated by a web service-based communication with BRON. Whenever a new internship company contract is added in the system, the organization information is communicated to BRON and appropriate information concerning accreditation is received from BRON and stored with the External Organization.

To meet regulatory requirements, institutions can group multiple Student BPV Contracts together by associating each contract with one Principal Contract Number.

For information, see:

- (NLD) Using BRON Web Services
- (NLD) Managing the BRON Interface_9.2
- (NLD) Managing BPV Internship Agreements
- (NLD) Managing Studielink_9.2

PeopleSoft Campus Solutions 9.2 Selected PeopleBook Chapters for the Netherlands (My Oracle Support Doc ID 2052493.1).

Higher Education Statistics Agency (HESA, UK) - DLHE RETURN 2016/17 Updates

Updates to the self-service DLHE survey pages reflect changes made by HESA for the 2016/17 survey and updates to the related processing. The NHS employment marker question has been added back for C16018 as Q14. Because of this, the Employment entity contains a new field, NHSORG. All subsequent questions up to and including Section E are incremented by 1.

For 2016/17 onwards, the processing of the CSV files is updated to import NHSORG values, and for files 2015/16 or earlier, the SSR_HE_NHSORG field is set to blank in the staging record.

Changes have been made to:

- Q25 (TYPEQUAL) — Valid entry 03 now includes the example PGDE to represent Scottish teaching qualifications. This is a compulsory question.
- Q26 (CRSENAME) — Census date is added to provide further clarity.

For information, see:

- (GBR) Managing HESA Returns (PeopleSoft Campus Solutions 9.2: Student Records)
- (GBR) HESA Field Derivation (PeopleSoft Campus Solutions 9.2: Student Records)

PeopleSoft Campus Solutions 9.2 Update Image 6

In PUM Image 6, Campus Solutions continues to deliver features and enhancements that ensure value with innovative technology. Please note that PUM image 6 was developed and released on PeopleTools 8.55.16 but can be applied on either tools 8.55 or 8.56 depending upon your PeopleTools upgrade cycle.

Campus Community

This section describes delivered new functionality or enhancements that apply to Campus Community.

Biographic and Gender Expression Data Collection

Gender identity and sexual orientation data provides meaningful population data necessary for planning resources, enabling campuses to develop curricular and co-curricular offerings that reflect diverse perspectives, promoting a safe learning environment for all students.

In support of this customer-driven initiative, Campus Solutions provides an effective-dated record to hold new fields allowing the capture of data values for Birth Gender and Gender Identity, Sexual Orientation and Preferred Pronouns. Additions include:

- A Biographic Fields page (Set Up SACR, Install, Campus Community Installation, Biographic Fields) to set up display of the Birth Gender, Gender Identity, Sexual Orientation and Preferred Pronouns fields in a new Personal tab on the Add/Update a Person page, with separate security from the existing Biographical History fields.

Field	Include Field	Display Only	Message Set	Message Number	Label
Birth Gender	<input checked="" type="checkbox"/>	<input type="checkbox"/>	14060	300	Birth Gender
Gender Identity	<input checked="" type="checkbox"/>	<input type="checkbox"/>	14060	301	Gender Identity
Other Identity	<input checked="" type="checkbox"/>	<input type="checkbox"/>	14060	302	Other Identity
Sexual Orientation	<input checked="" type="checkbox"/>	<input type="checkbox"/>	14060	303	Sexual Orientation
Other Orientation	<input checked="" type="checkbox"/>	<input type="checkbox"/>	14060	304	Other Orientation
Preferred Pronouns	<input checked="" type="checkbox"/>	<input type="checkbox"/>	14060	305	Preferred Pronouns
Other Pronouns	<input checked="" type="checkbox"/>	<input type="checkbox"/>	14060	306	Other Pronouns
Biographical Attribute 1	<input checked="" type="checkbox"/>	<input type="checkbox"/>	14060	9999	Institution-defined Field 1
Biographical Attribute 2	<input type="checkbox"/>	<input type="checkbox"/>			
Biographical Attribute 3	<input type="checkbox"/>	<input type="checkbox"/>			
Biographical Attribute 4	<input type="checkbox"/>	<input type="checkbox"/>			
Biographical Attribute 5	<input type="checkbox"/>	<input type="checkbox"/>			
Biographical Attribute 6	<input type="checkbox"/>	<input type="checkbox"/>			
Biographical Attribute 7	<input type="checkbox"/>	<input type="checkbox"/>			
Biographical Attribute 8	<input type="checkbox"/>	<input type="checkbox"/>			
Biographical Attribute 9	<input type="checkbox"/>	<input type="checkbox"/>			

- Configuration options that support the availability and management of the new biographic data for administrative and self-service use:
 - The Personal tab (Campus Community, Personal Information, Add/Update a Person, Personal) to enter biographic details separately from the rest of the person’s data. The tab becomes available if a field is selected for inclusion on the Biographic Fields page.
 - The Personal Details Configuration page (Set Up SACR, Common Definitions, Self Service, Campus Community, Personal Details Configuration) to define details that appear on the Fluid Personal Details and Biographic Details pages.

Personal Details Configuration Save

Display Date of Birth **Yes**

Display Gender **Yes**

Display Photo **Yes**

▶ National ID Display

▶ Biographic Region 1 +

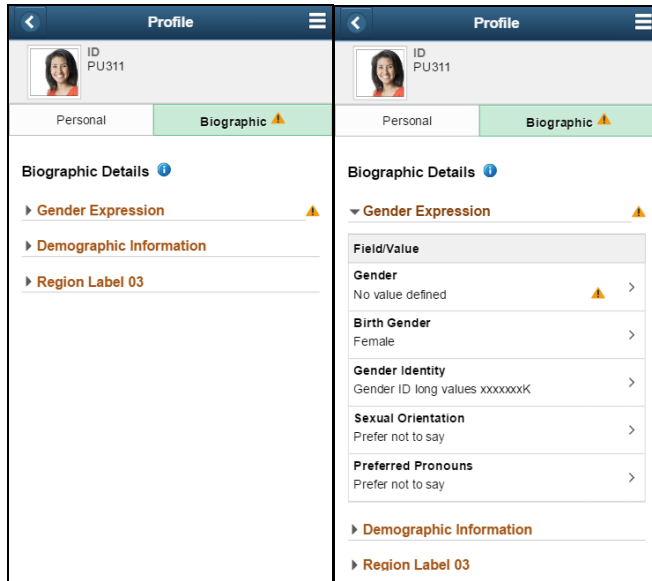
▼ Biographic Region 2 + -

Message Set:

Message Number: Demographic Information

*Sequence	Label	Display Only	Blank Warning	Exclusions
10	Marital Status	<input checked="" type="checkbox"/>	<input type="checkbox"/>	>
20	Military Status	<input type="checkbox"/>	<input checked="" type="checkbox"/>	<input checked="" type="checkbox"/> >

- New Fluid self-service fields deployed to the Profile pages that allow the student user to add/update values for the fields. Using delivered setup provides the ability to deploy and label multiple Biographic Details sections along with the data fields and the attributes that appear in them.



For information, see:

- “Reviewing or Defining Campus Community Installation Settings” in *Designing Campus Community* (PeopleSoft Campus Solutions 9.2: Campus Community)
- “Adding or Updating Biographical Details Data” in *Adding a Person to Your Campus Solutions Database* (PeopleSoft Campus Solutions 9.2: Campus Community)
- “Configuring Profile Information for PeopleSoft Fluid User Interface” in *Using Self-Service Campus Personal Information* (PeopleSoft Campus Solutions 9.2: Self Service)
- “Using the Student Homepage” in *Setting Up and Using PeopleSoft Fluid User Interface Home Pages* (PeopleSoft Campus Solutions 9.2: Application Fundamentals)

For a high-level overview of the Fluid features offered in this release, see the [Campus Solutions 9.2 PUM Image 6 Feature Highlights](#).

Personal Details Configuration

Configuration options allow institutions to set up the display of fields in a particular Biographic region on the Fluid Personal Details and Biographic Details pages, and determine whether fields are updatable.

Institutions can mask the first five characters of the National ID on the Personal Details page. By default, the check box is cleared and is enabled only if National ID Type has a value.

For information, see:

- “Configuring Profile Information for PeopleSoft Fluid User Interface” in *Adding a Person to Your Campus Solutions Database* (PeopleSoft Campus Solutions 9.2: Campus Community)

- "Applying Demographic Data Access Security" in Securing Campus Community (PeopleSoft Campus Solutions 9.2: Application Fundamentals)

United Kingdom (UK) National Insurance Number Validation

The initial two characters of a National Insurance Number for the United Kingdom (GBR) are validated against prefix values listed on the NID PREFIX GBR page (Set Up Common Objects, Install, Product and Country Specific, NID Prefix GBR).

For information, see:

- "Defining National ID Types" in Designing Campus Community (PeopleSoft Campus Solutions 9.2: Campus Community)
- "NID Prefix GBR page" in Setting up Local Country Functionality (PeopleSoft HCM: Application Fundamentals)

Campus Self Service Mobile 5.3 Release

Campus Self Service Mobile allows students to conduct key transactions in a native, secure, smartphone application. Campus Mobile 5.3 uptakes the latest MAF release 2.4, which includes support for Xcode 8.

Financial Aid

This section describes delivered new functionality or enhancements that apply to Financial Aid.

Fluid Financial Aid Summary for Tablets, Laptops, and Desktops

Financial aid recipients need detailed information to understand the factors that determine the award package they receive.

New pages in Financial Aid Fluid Self Service support the display of the Need Summary, Cost of Attendance, and Expected Family Contribution information for use on tablets, laptops, and desktops.

Message numbers 1435, 1436, 1437, and 1439 were added to support custom text setup.

Student Homepage		Financial Aid																						
2016-2017 PeopleSoft University																								
<ul style="list-style-type: none"> Awards Summary Accept/Decline 4 Outside Aid 		Need Summary																						
<ul style="list-style-type: none"> Financial Aid Summary Need Summary Cost of Attendance Expected Family Contribution 		<table border="1"> <thead> <tr> <th></th> <th>Academic Year</th> <th>Summer Term</th> </tr> </thead> <tbody> <tr> <td>Estimated Cost of Attendance</td> <td>22,700.00</td> <td></td> </tr> <tr> <td>Expected Family Contribution</td> <td>- 7.00</td> <td></td> </tr> <tr> <td>Estimated Need</td> <td>= 22,693.00</td> <td></td> </tr> <tr> <td>Educational Resources</td> <td>- 900.00</td> <td></td> </tr> <tr> <td>Total Aid</td> <td>- 19,065.00</td> <td></td> </tr> <tr> <td>Remaining Need</td> <td>= 2,728.00</td> <td></td> </tr> </tbody> </table>			Academic Year	Summer Term	Estimated Cost of Attendance	22,700.00		Expected Family Contribution	- 7.00		Estimated Need	= 22,693.00		Educational Resources	- 900.00		Total Aid	- 19,065.00		Remaining Need	= 2,728.00	
	Academic Year	Summer Term																						
Estimated Cost of Attendance	22,700.00																							
Expected Family Contribution	- 7.00																							
Estimated Need	= 22,693.00																							
Educational Resources	- 900.00																							
Total Aid	- 19,065.00																							
Remaining Need	= 2,728.00																							
Currency used is US Dollar																								

For information, see “Managing Financial Aid Using PeopleSoft Fluid User Interface” in Using Financial Aid Self Service (PeopleSoft Campus Solutions: Self Service).

For a high-level overview of the Fluid features offered in this release, see the [Campus Solutions 9.2 PUM Image 6 Feature Highlights](#).

Fluid Reporting of Outside Aid

Outside aid can have significant impact on the financial aid that a student may be offered at an institution.

New pages added to Financial Aid Fluid Self Service support a student's ability to report financial aid being received from outside sources. These pages allow the student to efficiently report and track their outside aid.

2016-2017	
PeopleSoft University	
Outside Aid	
1 row	
+	
Self Reported External Aid 1	
Scholarship Reported	1,000.00 >
Total	1,000.00

Currency used is US Dollar

Report aid that you expect to receive from outside sources such as private entities or state and local agencies.

Additions include:

- An External Award Access field to Financial Self Service Options - Awarding setup.
- Message Numbers 1431, 1432, and 1434 View to support custom text setup.

For information, see “Managing Financial Aid Using PeopleSoft Fluid User Interface” in Using Financial Aid Self Service (PeopleSoft Campus Solutions: Self Service).

For a high-level overview of the Fluid features offered in this release, see the [Campus Solutions 9.2 PUM Image 6 Feature Highlights](#).

2017-18 Aid Year Updates for FISAP Reporting

This Financial Aid (US) update enables reporting of 2016-2017 aid year data in order to apply for campus-based funds for the 2018-2019 aid year.

Return to Title IV Funds Update

Override fields were removed from Session Details. Once a return funds calculation is performed, you can adjust it using overrides provided in the Period Summary group box.

For information see, “Managing Return of Title IV Aid Enrollment Session Data” in Processing Return of Title IV Funds (PeopleSoft Campus Solutions: Financial Aid).

2018 - 2019 Aid Year Updates For Profile

Oracle has incorporated both the new schema and the new 2018-2019 PROFILE Data File Layout.

For the first time, The College Board has merged the PROFILE Data File Layout together with the Non-Custodial Parent Data File Layout so that both are contained in a unified layout, namely the new 2018-2019 PROFILE Data File Layout. The resulting effect is that while these are separate

applications to load into the system, the administrative user will see both the Custodial Parent Data as well as the Non-Custodial Parent Data in the PROFILE Staging Table and in the Maintain Institutional Application Tables.

Additions include:

- A new Non Custodial Parent tab to Maintain Institutional Application and Currency Information, Explanation/Certification, and Family Member Listing data has been moved from the Miscellaneous Information tab to the Parent tabs.
- New options to PROFILE Data Load Parameters.
- New controls to PROFILE Load for Non Custodial Parent applications (HHB).
- Household type fields to PROFILE Load Summary.

The screenshot displays the 'Maintain Inst Appl 18/19' interface. At the top, there are tabs for 'Student Data', 'Custodial Parent Data', 'Non Custodial Parent Data', 'Miscellaneous Data', and 'Computation Summary'. The 'Non Custodial Parent Data' tab is active. The main form area is divided into two sections: 'Parents' Household' and 'Parents' Income and Benefits'. The 'Parents' Household' section contains various fields for personal and household information, including legal residence, country, family size, housing status, marital status, and address. The 'Parents' Income and Benefits' section contains fields for tax-related information, such as tax return status, filing status, exemptions, and various deductions.

For information, see:

- “Setting Up PROFILE Data Load Parameters” in Defining Application Processing Options (PeopleSoft Campus Solutions: Financial Aid)
- “Maintaining Institutional Financial Aid Applications” in Processing Institutional Financial Aid Applications (PeopleSoft Campus Solutions: Financial Aid)
- “Loading and Managing PROFILE records” in Processing Institutional Financial Aid Applications (PeopleSoft Campus Solutions: Financial Aid)

Recruiting and Admissions

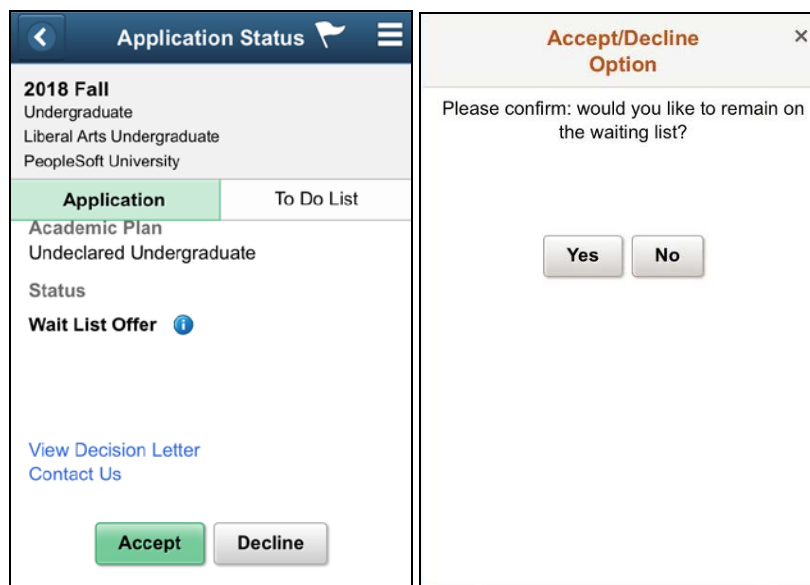
This section describes delivered new functionality or enhancements that apply to Recruiting and Admissions.

CS 92 Fluid Admissions: Managing Application Tasks

Applicants often need to undertake certain tasks regarding their application. Enhancements to the existing Fluid Self Service for applicants puts the control in the hands of applicants to accept a place on the Waiting List, and to make certain requests: Deferral of Admission, Change a Program and Plan, and to Withdraw their applications. All of these options are configurable and allow the institution to decide what to deploy to applicants in Self Service.

Responding to a Wait-List Offer

The Application Status page is modified to allow an applicant to accept or decline an offer to remain on the Waiting List:



Configuring the Wait-List Option

The existing Additional Options page is modified to include a section for configuring the Wait List options.

Making a Request

A new page added to Fluid Applicant Self Service allows applicants to make requests regarding their application. The request options displayed are determined by the setup and the applicant's program action:

Once a request is submitted for approval, the applicant can view the status of the request.

Configuring Options for Requests

The Self Service Requests page lets users configure whether applicants are allowed to submit requests in the Self Service Fluid user interface. Campus Solutions uses the Approval Framework to facilitate the approval process for requests.

Define Attributes | Display Options | Additional Options | **Self Service Requests**

Academic Institution PSUNV PeopleSoft University
 Academic Career UGRD Undergraduate
 Admit Term 0810 2018 Fall

Applicant Self Service Display Find | View All First 1 of 7 Last

Sequence Number 1 Status Active

Request a Deferral of Admission

Deferral Requests Allowed Yes
 Page Instruction Text ID REQ_DEFR_FL
 Info Icon Text ID UG_DEFR_INFO
 Approval Process ID SAD_DEFR_APPROVAL
 Approval Definition ID SAD_DEFN_DEFR

Defer Term Range		Personalize	Find	First	1 of 1	Last
Admit Term	Description					
1 0830	2019 Fall					

Add Deferral Term

Withdraw Application

Allow SS Withdraw Yes
 Insert WAPP row? No
 Action Reason
 Page Instruction Text ID REQ_WITH_FL
 Info Icon Text ID WITHDRAW_APPL_INFO
 Approval Process ID SAD_WITH_APPROVAL
 Approval Definition ID SAD_DEFN_WTHD

Program Plan Change

Allow Program Plan Change Yes
 Page Instruction Text ID REQ_CHPP_FL
 Info Icon Text ID UG_CHPP_INFO
 Approval Process ID SAD_CHPP_APPROVAL
 Approval Definition ID SAD_DEFN_CHPP

For information, see:

- “Configuring Approval Framework for Applicant Self Service” in Setting Up Recruiting and Admissions Self-Service (PeopleSoft Campus Solutions 9.2: Self Service)
- “Configuring Other Display Options for Applicant Self Service” in Setting Up Recruiting and Admissions Self-Service (PeopleSoft Campus Solutions 9.2: Self Service)
- “Configuring Display Options for Requests in Applicant Self Service” in Setting Up Recruiting and Admissions Self-Service (PeopleSoft Campus Solutions 9.2: Self Service).
- “Managing Applications Using PeopleSoft Fluid User Interface” in Using Self-Service Student Admissions (PeopleSoft Campus Solutions 9.2: Self Service)

For a high-level overview of the Fluid features offered in this release, see the [Campus Solutions 9.2 PUM Image 6 Feature Highlights](#).

Regulatory Updates for the 2018 UCAS Admissions (UK) Cycle

Updates to the Universities and Colleges Admissions Service (UCAS) and UCAS Teacher Training (UTT) processing for the 2018 admissions cycle include:

- Updated process to import new and updated cvSchool records for the 2018 cycle onwards, to import values for the new UKPRN column to the staging and base record.
- Updated processing for ivStarN, ivStarNU, ivgStarN, ivgStarNU to allow records without forename values to be processed.
- If the applicant Entry Point has changed and the program action/reason is not Changed Term, then the application is updated with the Changed Entry Point program action/reason; the Year of Program and the Academic Level is updated in the applicant's admissions data (ADM_APPL_DATA). The processing is updated to correctly handle an Entry Point value of zero.
- Updated Email, No Mail, and SMS flags for starA can add zero as a valid value. Zero values imported from ivStarA or ivgStarA are displayed as zero on the staging data pages.
- Updated School and Last Education fields in the Biographical Details region of the UCAS Applications page, display the School name value imported from cvSchool rather than the External Organization name.
- Updated process for the 2018 cycle onwards to import new and updated ivFormQuals and ivgFormQuals records, to import values for the new PracticalGrade column to the staging record and the base record.
- A new field, Practical Grade, is added to the UCAS and UTT Staging Data pages.
- In results matching, the processing has been updated such that for:
 - Irish Highers (.IH), if the configured cycle is 2018 or greater, the conditions are evaluated against results with Exam Level = IH rather than IL. The grade conditions are expressed as H1, H2, and so on. For example, a condition of grade H2 is met with a result of H1 or H2.
 - Scottish Highers and Advanced Highers (.SH and .AH), the existing matching handles single-character grade requirements. If the condition is expressed as a single character without the number element (for example, A or B or C), then the matching grades are considered without reference to the digit. For example, a condition of B is met by any of A*, A, A1, A2, B, B1 or B2, that is, any grade beginning B or higher.

For information, see:

- "Importing Reference Data" in (GBR) Managing UCAS and UTT Applications (PeopleSoft Campus Solutions 9.2: Recruiting and Admissions)
- "Importing UCAS and UTT Applications and Applicant Data" in (GBR) Managing UCAS and UTT Applications (PeopleSoft Campus Solutions 9.2: Recruiting and Admissions)
- "Determining Whether Applicants Satisfy the Offer Conditions" in (GBR) Managing UCAS and UTT Applications (PeopleSoft Campus Solutions 9.2: Recruiting and Admissions)


Updates for Unistats (formerly KIS) and ITT Student Return for 2017/18

Updates to Higher Education Statistics Agency (HESA, UK) reporting for the Unistats (formerly KIS Return) for 2017/18:

- The return description is updated from Key Information Set (KIS) to Unistats.
- Course Stage entity and related fields are removed.
- For Unistats/KIS Return, the existing process imports codes from the C17061CodeLists.xsd file. Codes for the following fields are provided in the XSD file: ACCDEPEND, DISTANCE, FOUNDATION, HESAYEAR, HONOURS, ILRYEAR, JACS (imported to JACSA), KISMODE, LOCCHNGE, NHS, NUMSTAGE, RECID, SANDWICH, TTCID (not imported), YEARBROAD. TTCID codes are not imported as the codes are also used for the Student return. For C16051 (Student 2016/17) codes 0, 1, 2, 5, 9, D, F, Q are valid. For the Unistats return, institutions should enable or add codes 8 and G if those codes are required.
- KISTYPE values are no longer provided in the XSD so the processing is updated to skip setting existing imported KISTYPE codes to inactive (as per the existing processing for TTCID) so that codes are still available for selection on HESA Data pages to indicate the Plan or Sub-Plan should be included. If required, institutions can deactivate codes '2' and '3'.
- The ITT return has new fields: School Direct Employing School (SDEMPLOY) and School Direct Lead School (SDLEAD).
- The following Location fields are removed: Institution Bed Number (INSTBEDS), Institution Beds – Lower Quartile Cost (INSTLOWER), Institution Beds – Upper Quartile Cost (INSTUPPER), Private Beds – Lower Quartile Cost (PRIVATELOWER), Private Beds – Upper Quartile Cost (PRIVATEUPPER).
- The following KISCourse fields have been removed: Maximum Fee for England Domicile (ENGFEE), Fees Confirmation (FEETBC), Subject of Course – JACS level 2 (JACSL2), KIS Type (KISTYPE), Level of Award (LEVELK), Means Tested Support (MEANSSUP), Maximum Fee for Northern Island Domicile (NIFEE), Non-credit Assessment (NONCREDITASSESS), Non-means-tested Support (OTHSUP), Related KIS (RELATEDKIS), Maximum Fee for Scotland Domicile (SCOTFEE), Variable Fee (VARFEE), Maximum Fee for Wales Domicile (WAFEE), Fee Waiver Availability (WAIVER), WELSH.

The processing is updated to ensure an internal KISTYPE value of '1' is used for all KIS Course entities irrespective of the KISTYPE values defined for the Plan or Sub-Plan. The KISTYPE field itself is set to inactive.

- The following fields are now required for all KISCourse entities: ASSURL, CRSEURL, TITLE, DISTANCE, EMPLOYURL, FOUNDATION, HONOURS, KISAIM, LTURL, SANDWICH, SUPPORTURL, YEARABROAD.
- For KISCourse.NUMSTAGE, the purpose and coverage is updated to capture the length of full-time courses.
- For KISCourse.DISTANCE, a new value "2 Course is optionally available through distance learning" is available to flag when a course is available optionally as distance learning (in addition to existing flag indicating a course is only available as distance learning).



The XML generation process is updated to create the XML file for a Unistats and ITT returns according to the revised schema.

- For the Unistats return, the tags for the following fields are converted for inclusion in the XML file:
 - OTHERINST2 to OTHERINST9 are converted to <OTHERINST>
 - SSR_HE_COURSEID is converted to <KISCOURSEID>
 - SSR_HE_CTITLE is converted to <TITLE>
 - JACSA, JACSB, and JACSC are converted to <JACS>
 - TEACHUKPRN2 and TEACHUKPRN3 are converted to <TEACHUKPRN>
- The condition based on KISTYPE is removed for <TITLE>.
- LEVELK removed for years 2017/18 onwards.
- RELATEDKIS, RELATEDKIS2 and RELATEDKIS3 are removed for 2017/18 onwards.
- For ITT Returns, SDEMPLOY and SDLEAD are added to the Student entity.

For information, see:

- (GBR) HESA Field Derivation (PeopleSoft Campus Solutions 9.2: Student Records)
- “Importing and Mapping HESA Codes” in (GBR) Managing HESA Returns (PeopleSoft Campus Solutions 9.2: Student Records)
- “Entering HESA Data for an Academic Program” in (GBR) Managing HESA Returns (PeopleSoft Campus Solutions 9.2: Student Records)
- “Entering HESA Data for an Academic Plan” in (GBR) Managing HESA Returns (PeopleSoft Campus Solutions 9.2: Student Records)
- “Entering HESA Data for a Subplan” in (GBR) Managing HESA Returns (PeopleSoft Campus Solutions 9.2: Student Records)
- “Creating an XML Return File” in (GBR) Managing HESA Returns (PeopleSoft Campus Solutions 9.2: Student Records)

Student Financials

This section describes delivered new functionality or enhancements that apply to Student Financials.

1098T Transmittal Changes for 2017 1098-T (US)

Support for IRS 1098T changes and/or transmittal file changes for the 2017 tax year have been delivered. Modifications were made to the 1098-T processes in Campus Solutions to incorporate 2017 legislative changes.

Common Attribute Framework for Tuition Waivers

The Common Attribute Framework (CAF) allows customers to add fields to existing tables through configuration rather than modification. Waivers are used extensively in reducing students' fees and the use of item types for reporting purposes is very limited. By enabling the CAF functionality on waivers, institutions now have the ability to group waivers into specific categories that allows for better financial reporting and planning.

For information, see “Configuring Additional Attributes for Waivers Using Common Attribute Framework” in *Setting Up Tuition Controls, Criteria, Equations, and Waivers (PeopleSoft Campus Solutions 9.2: Student Financials)*.

For a high-level overview of the Fluid features offered in this release, see the [Campus Solutions 9.2 PUM Image 6 Feature Highlights](#).

Student Records and Academic Advising

This section describes delivered new functionality or enhancements that apply to Student Records and Academic Advising.

Refresh Options for Fluid Academic Advising Report Data

Timely and accurate Academic Progress data is required to support student decision making. To increase efficiency and ease of use, updates to the Academic Advising Self Service Setup options allow institutions to control how and when Academic Advisement (AA) Report data is refreshed on AA Fluid pages. To ensure that the most current advisement report data is used on the AA Fluid pages, three configuration options allow institutions to:

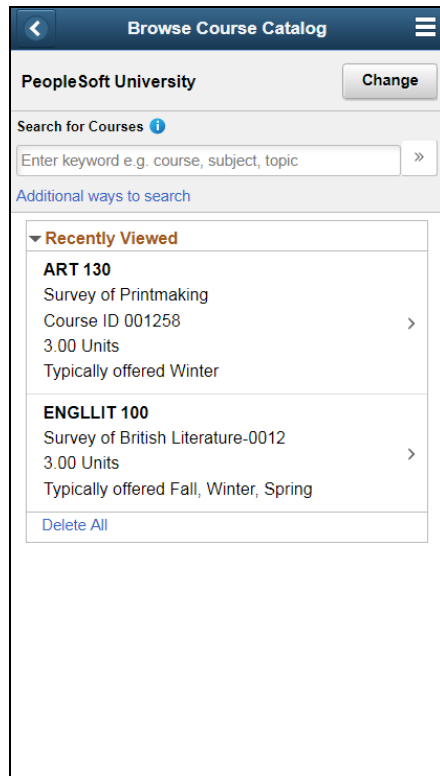
- Refresh data to synchronize with changes made to the student record such as changes to class enrollment or grading.
- Refresh data automatically after a period of time based on a configurable wait period.
- Allow the student to click a Refresh link to refresh Academic Progress. The appearance of the link on the page can be configured to incorporate a wait period.

For information, see “Defining Self-Service Installation Settings” in *Setting Up Academic Advisement Self-Service (PeopleSoft Campus Solutions: Self Service)*.

For a high-level overview of the Fluid features offered in this release, see the [Campus Solutions 9.2 PUM Image 6 Feature Highlights](#).

Fluid Browse Course Catalog

Fluid Browse Course Catalog offers powerful keyword search utilizing the Elasticsearch engine. Students can search with keywords across the title, topic, subject, instructor and catalog number. Along with keyword search, students can use the 'Additional ways to search' link to search for specific subjects and catalog numbers within a typically offered term. The courses returned in the search results can be filtered by Course Career, Academic Organization, Campus, Typically Offered, Units, and more. From the Browse Course Catalog page, you can also track recently viewed courses, add them to the Planner, view available class options for the course and even enroll in them.



For information, see:

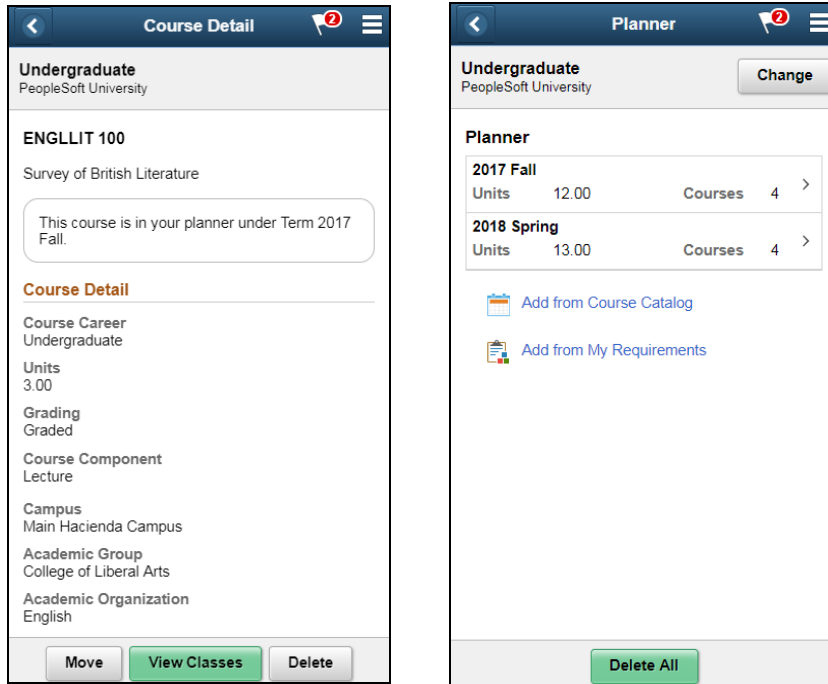
- Setting Up Search for PeopleSoft Fluid User Interface (PeopleSoft Campus Solutions 9.2: Self Service)
- “Browsing the Course Catalog Using PeopleSoft Fluid User Interface” in Using Self-Service Enrollment (PeopleSoft Campus Solutions 9.2: Self Service)

For a high-level overview of the Fluid features offered in this release, see the [Campus Solutions 9.2 PUM Image 6 Feature Highlights](#).

Fluid Academic Advisement Planner

Supporting student planning is important for the academic success of your students. Academic Advisement Fluid Self Service allows students to view their planners and move planned courses within terms. They can delete planned courses individually for a whole term, or all the courses in the planner.

The Fluid version of the Planner allows students to add courses using the Browse Course Catalog powered by the Elasticsearch engine. Students can also add classes from their Academic Requirements. Students can tap a course in the planner to view its details, view available classes for the course and even enroll into them with the aid of an activity guide. All of the Fluid Planner functionality is available to students using any device.

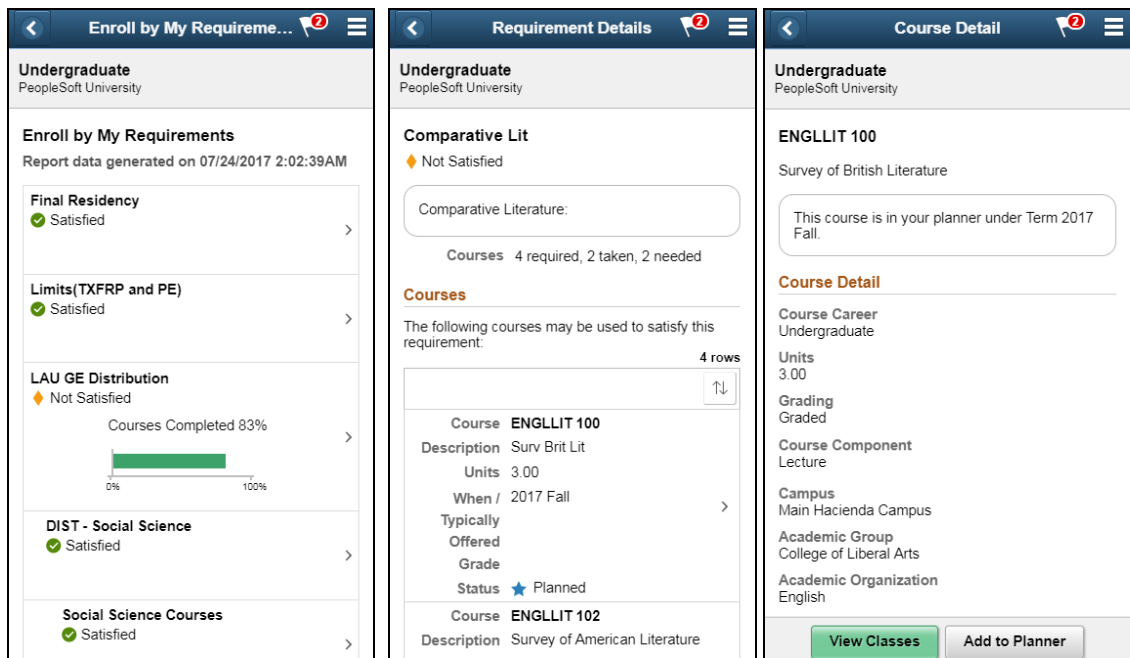


For information, see “Using the Student Homepage” in Setting Up and Using PeopleSoft Fluid User Interface Home Pages (PeopleSoft Campus Solutions 9.2: Application Fundamentals).

For a high-level overview of the Fluid features offered in this release, see the [Campus Solutions 9.2 PUM Image 6 Feature Highlights](#).

Enrolling by My Requirements

Based on the Academic Progress page, the Fluid Enroll by My Requirements page displays a high-level view of a student’s academic requirements. Student progress through Courses, Units and GPA-based requirements are depicted by a chart. Tapping a requirement displays its details and a list of the courses that may be used to meet the requirement. Tapping a course in the list displays the course details. The student can then choose to add the course to the planner or view a list of class options for the course and select a class in which to enroll directly.



For a high-level overview of the Fluid features offered in this release, see the [Campus Solutions 9.2 PUM Image 6 Feature Highlights](#).

View Unofficial Transcripts Feature

The View Unofficial Transcript feature uses the Fluid user interface to provide equivalent versions of reports in self-service. Accessible by selecting the Academic Records tile on the Student Homepage, this feature allows students to request and view PDF versions of their unofficial transcripts online on any device- smart phones, laptops and desktops. Every time an unofficial transcript request is submitted, the report is stored for retrieval at a later date. The student can delete any unofficial transcripts no longer in use. Students with service indicators can be prevented from generating an unofficial transcript. It should be noted that there are no changes to the unofficial transcript itself or the feature that currently exists in classic self-service.

For information, see “Using the Student Homepage” in Setting Up and Using PeopleSoft Fluid User Interface Home Pages (PeopleSoft Campus Solutions 9.2: Application Fundamentals).

Class Label Utility

The Class Label utility enables deployment of additional information to users in Class Search and Enroll. Setup options allow users to configure class sections to appear in class search results. These options include setting the display for the component abbreviation code or a label, adding labels for class number and class section and specifying a separator character. This setup also applies to View My Classes, Shopping Cart, Drop Classes, Update Classes, and Swap Classes which also use the Class Label utility.

For information, see “Displaying Class Labels in Fluid User Interface” in Setting Up Student Records Self-Service (PeopleSoft Campus Solutions 9.2: Self Service).

Activity Management Updates





Institutions can update the result status of multiple students in the Self Service and Admin Result Roster pages. Updating the result status for multiple students is allowed only for students with existing results.

The screenshot displays the 'Activity Result Roster' interface. At the top, it shows 'Course Information' for 'AC10000007' (English I) with 'Active Student Count' of 1. Below this, there are several filter sections: 'Program Event' (All, Not All), 'Activity Status' (Active, Inactive, Unassigned, Paired), 'Result Status' (Non-Fault, Fault, All), and 'Activity Result' (Students with Fault, Students without Fault, All). A 'Result Type' dropdown is set to 'All Result'. A table below shows one result for student '4888' (Juan Lohar) with a grade of 'B'. The table columns include 'SECC ID', 'Name', 'Status', 'Activity Status', 'Result Date', 'Result Sub-Code', 'Result Mark', 'Status', 'Result Status', 'Include', 'Mark', 'Minimum Pass', 'Scale', 'Course', 'Result Status', 'Checked By', 'Entered', 'Validated By', 'Last Update', and 'Data Close'. At the bottom, there is a section for 'Update Multiple Student Result Status' with a 'Result Status' dropdown and a 'Apply result status to selected students' button.

For information, see “Managing the Result Roster” in Managing Activities (PeopleSoft Campus Solutions 9.2: Student Records).



CONNECT WITH US

-  blogs.oracle.com/oracle
-  facebook.com/oracle
-  twitter.com/oracle
-  oracle.com

Oracle Corporation, World Headquarters

500 Oracle Parkway
Redwood Shores, CA 94065, USA

Worldwide Inquiries

Phone: +1.650.506.7000
Fax: +1.650.506.7200

Hardware and Software, Engineered to Work Together

Copyright © 2017, Oracle and/or its affiliates. All rights reserved. This document is provided for information purposes only, and the contents hereof are subject to change without notice. This document is not warranted to be error-free, nor subject to any other warranties or conditions, whether expressed orally or implied in law, including implied warranties and conditions of merchantability or fitness for a particular purpose. We specifically disclaim any liability with respect to this document, and no contractual obligations are formed either directly or indirectly by this document. This document may not be reproduced or transmitted in any form or by any means, electronic or mechanical, for any purpose, without our prior written permission.

Oracle and Java are registered trademarks of Oracle and/or its affiliates. Other names may be trademarks of their respective owners.

Intel and Intel Xeon are trademarks or registered trademarks of Intel Corporation. All SPARC trademarks are used under license and are trademarks or registered trademarks of SPARC International, Inc. AMD, Opteron, the AMD logo, and the AMD Opteron logo are trademarks or registered trademarks of Advanced Micro Devices. UNIX is a registered trademark of The Open Group.0115

PeopleSoft CS 9.2 Update Image Overview
August 2017

